















# Divorce Deposition Do's & Don'ts

The infographic summarizes key strategies for a divorce deposition

## DO'S

-  **Consult with Your Attorney**  
Always seek legal guidance to prepare effectively.  

-  **Pause Before Answering**  
Take a moment to think before responding to questions.  

-  **Answer Only What Is Asked**  
Keep responses brief and to the point.  

-  **Stay Calm and Professional**  
Maintain composure and avoid emotional reactions.  

-  **Tell the Truth**  
Be accurate and candid in your testimony.  

-  **Clarify if Needed**  
Ensure you understand each question fully before answering.  

-  **If you Don't Know, Say So**  
It is better to admit you don't know than to guess.  


## DONT'S

-  **Argue with the Attorney**  
Remain professional and composed.  

-  **Over-explain**  
Providing too much information can be used against you.  

-  **Guess or Speculate**  
Answer based on what you know, not what you assume.  

-  **Use Absolutes**  
Avoid words like "always" and "never."  

-  **Speak Casually**  
Remember the deposition is a formal legal proceeding.  

-  **Volunteer Information**  
Only answer the question asked.  

-  **Fall for Intimidation Tactics**  
Ignore non-verbal cues.  
